



# HS-Fashion II

Lesson: #5-April 10th

**Learning Target:** Students will  
design their own fashion blog



## *How to do bellwork and assignments:*



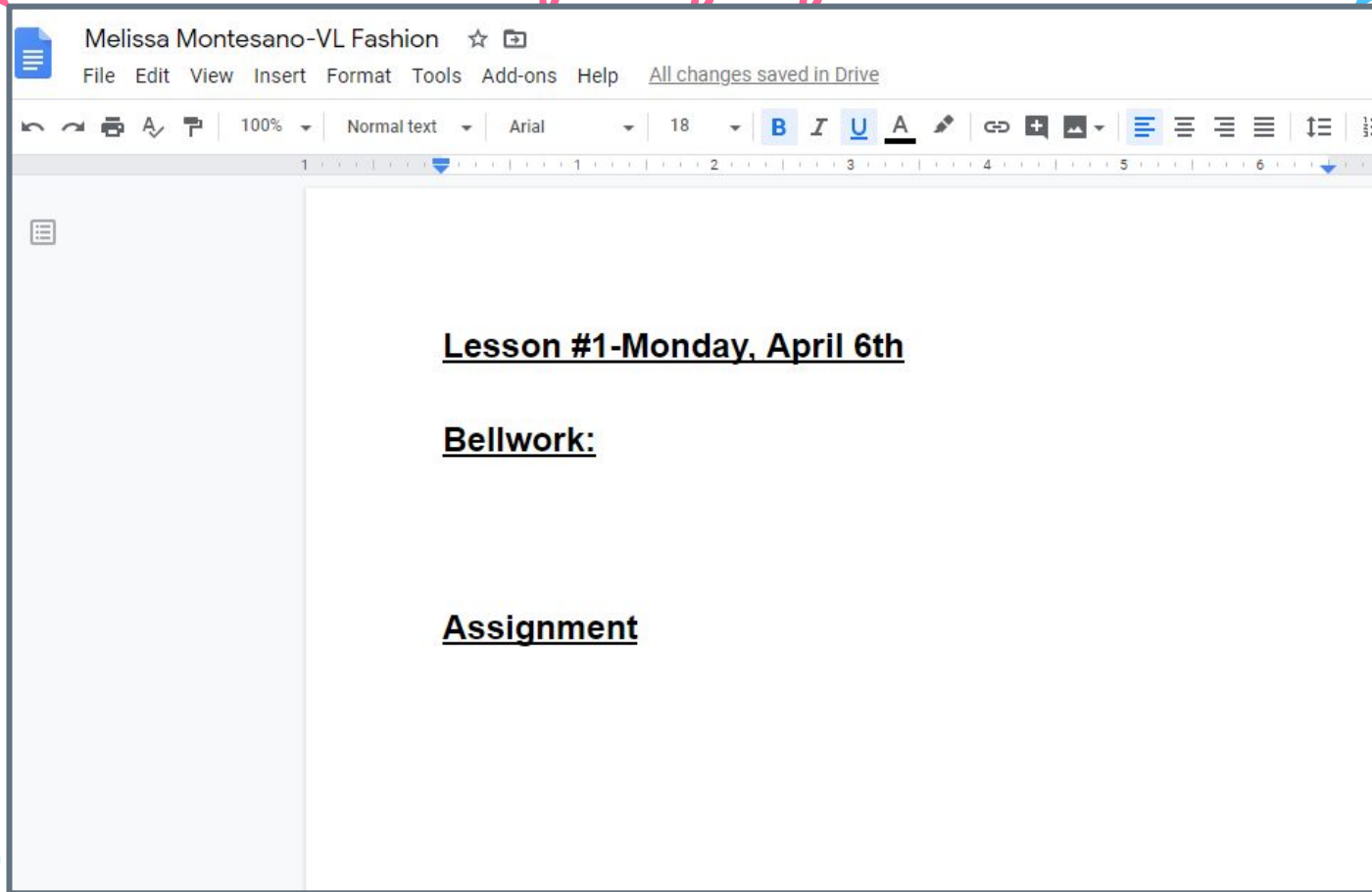
- Create a google doc for Fashion
- Title it with your full name and the name of the class with a VL in front for Virtual Learning
- Each day, put that day's date and lesson on a new page of the same doc
- Under the date, have two sections:
  - Bellwork
  - Assignment



**An example is on the next slide.**



# Example Google Doc



The image shows a screenshot of a Google Docs document. The title bar at the top reads "Melissa Montesano-VL Fashion" with a star icon and a share icon. Below the title bar is a menu bar with "File", "Edit", "View", "Insert", "Format", "Tools", "Add-ons", and "Help". A status bar below the menu bar says "All changes saved in Drive". The toolbar contains various icons for undo, redo, print, text color, background color, font size (set to 18), bold (B), italic (I), underline (U), text color (A), link, unlink, insert link, insert image, bulleted list, numbered list, indent, and outdent. The document content is centered and consists of three lines of text, all in bold and underlined: "Lesson #1-Monday, April 6th", "Bellwork:", and "Assignment".

Melissa Montesano-VL Fashion ☆

File Edit View Insert Format Tools Add-ons Help All changes saved in Drive

100% Normal text Arial 18 B I U A

**Lesson #1-Monday, April 6th**

**Bellwork:**

**Assignment**



# Instructions

**Unit:** Fashion Forecasting

**Bellwork:** Compare and contrast the audiences that your two designers are producing fashion items for.

**Standard:** 16.5.6

**Activity:** Design a Fashion Blog





# *Fashion Forecasting*



## **Activity:**

Finish your fashion 'blog'.

Remember that it should include a bio of yourself, one op-ed article (your opinion, but based on research) on something that is trending right now in fashion and the cites for the blogs you visited. Be sure and add pictures and interesting descriptions and details, as well as links to other resources!





# Peer Review



When finished, share it with another classmate, friend or family member. Have them critique your work and give you constructive feedback.

Then go back and make edits. Write about what you updated in your daily assignments page.





# Additional Resources/Practice



- ★ Fashion Blogs
- ★ Qualities of a good Fashion Blog

